



QH-150



QH-250R



QH-250F



QH-250AH

Applications:

Ideal for security lighting, display lighting, sign lighting, landscape lighting and much more.

Specification & features:

QH-150

- Rigid aluminum die-cast housing & frame.
- Fully tempered glass.
- Durable polyester powder coating finish with Bronze and White color.
- 1/2" NPT aluminum die-casting swivel arm fits to most standard junction box.
- Halogen bulb included.
- Maximum for 150-Watts operation.

QH-250 Series:

With the same features and specification as QH-150, except with higher bulb wattage-up to 250 Watts.

Order information:

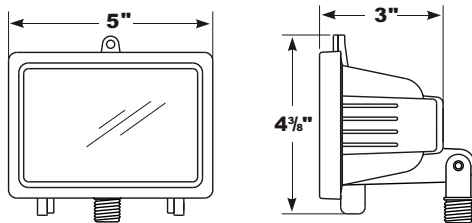
1. **QH-250R** with Prismatic glass lens.
2. **QH-250F** with clear tempered glass lens.
3. **QH-250AH** with aluminum die-cast frame and fully tempered glass lens.

Halogen Flood light series:

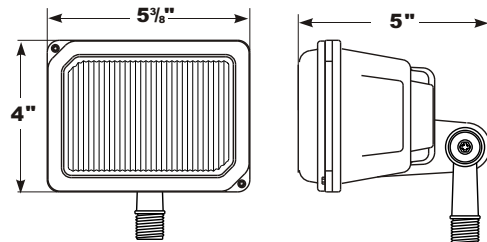
Item No.	Lamp&Wattage	Lamp Base	Voltage	Ballast Type	Finish	Photocell	Certified
QH-150	T-3 150W	R7S	120V	NIL	BN/WT	NIL	UL/CUL
QH-250R	T-3 250W	R7S	120V	NIL	BN/WT	NIL	UL/CUL
QH-250F	T-3 250W	R7S	120V	NIL	BN/WT	NIL	UL/CUL
QH-250AH	T-3 250W	R7S	120V	NIL	BN/WT	NIL	UL/CUL

Note: Color BN = Bronze, WT = White.

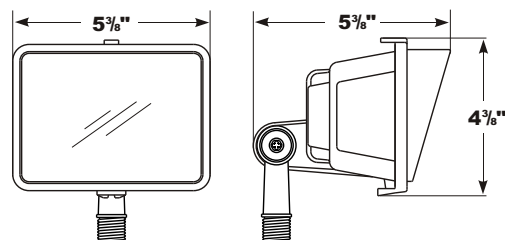
QH-150



QH-250R



QH-250AH



QH-250F

